

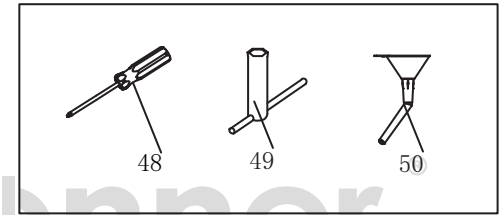
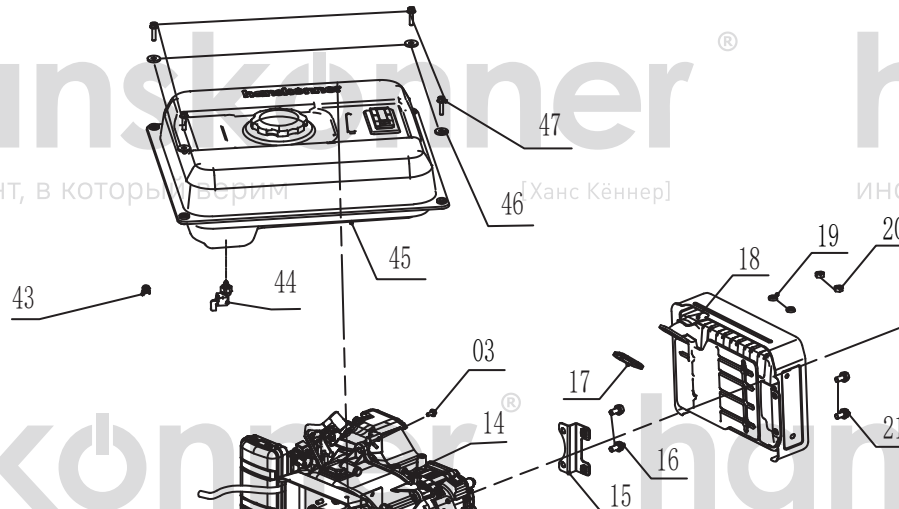
# hanskonner® hanskonner®

инструмент, в который берим

[Ханс Кённер]

инструмент, в который берим

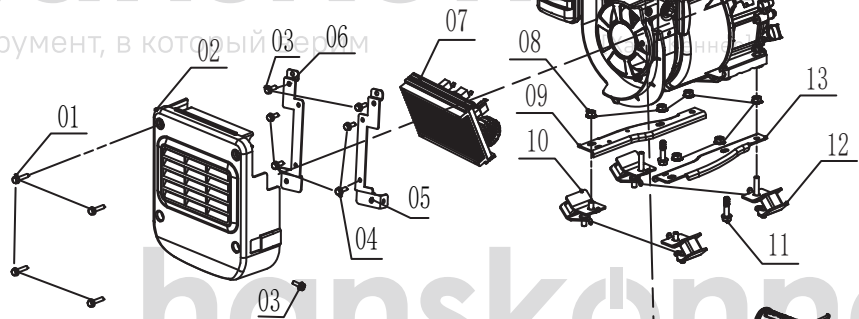
[Ханс Кённер]



инструмент, в который берим

инструмент, в который берим

[Ханс Кённер]

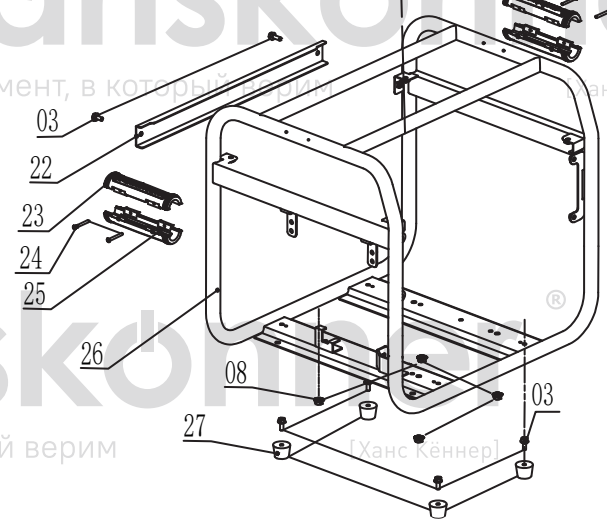


инструмент, в который берим

[Ханс Кённер]

инструмент, в который берим

[Ханс Кённер]

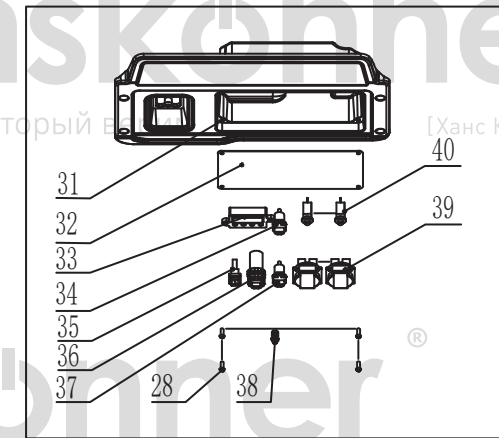
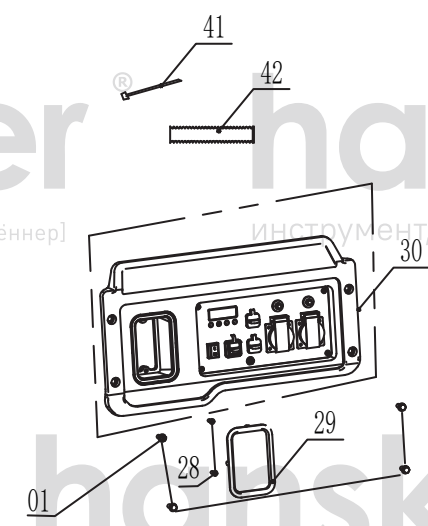


инструмент, в который берим

[Ханс Кённер]

инструмент, в который берим

[Ханс Кённер]



# hanskonner® HPG-3500I hanskonner®

NO.	DESCRIPTION	NO.	DESCRIPTION
1	BOLT M6X16	26	RACK COMPONENTS
2	INVERTER REAR COVER	27	RACK VIBRATION DAMPING PADS
3	BOLT M6X12	28	SCREW M5×14
4	BOLT M5X12	29	START-UP PROTECTION RING
5	INVERTER BRACKET (RIGHT)	30	CONTROL PANEL ASSEMBLY
6	INVERTER BRACKET (LEFT)	31	PANEL BACK COVER
7	INVERTER ASSEMBLY	32	PANEL BODY
8	NUT WITH DISK M8	33	DISPLAY METER
9	MOUNTING PLATE	34	PARALLEL SOCKET (BLACK)
10	DAMPING SEAT	35	FLAME OUT SWITCH
11	BOLT M8X35	36	USB SOCKET
12	DAMPING SUPPORT	37	PARALLEL SOCKET (RED)
13	MOUNTING PLATE	38	GROUND SCREW M6×20
14	ENGINE ASSEMBLY	39	AC SOCKET 250V/16A
15	SUPPORT PARTS	40	16A OVER-CURRENT PROTECTOR
16	BOLT M8X16	41	NYLON TIES
17	MUFFLER GASKET	42	BELLOWS
18	MUFFLER PARTS	43	CLAMP B8
19	SPRING WASHERS	44	FUEL TANK SWITCH
20	HEXAGON NUTS M8	45	FUEL TANK ASSEMBLY
21	BOLT M8X16	46	FLAT WASHER
22	REAR CROSS MEMBER OF FRAME	47	BOLT M6×25
23	PROTECTIVE COVER (UPPER)	48	DUAL PURPOSE DRIVER
24	SCREW M4X35	49	SPARK PLUG SOCKET AND ROD
25	PROTECTIVE SLEEVE (LOWER)	50	FUNNEL

HPG-3500I-EX-SCRTT24001

hanskonner®

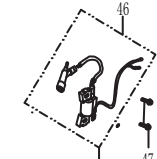
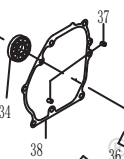
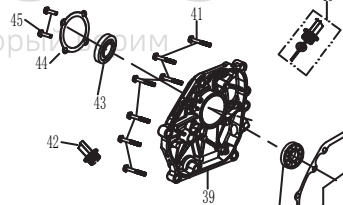
инструмент, в который верим

[Ханс Кённер]

hanskonner®

инструмент, в который верим

[Ханс Кённер]




hanskonner®

инструмент, в который верим

[Ханс Кённер]

[Ханс Кённер]



hanskonner®

инструмент, в который верим

[Ханс Кённер]

hanskonner®

инструмент, в который верим

[Ханс Кённер]

hanskonner®

инструмент, в который верим

[Ханс Кённер]

инструмент, в который верим

[Ханс Кённер]

## ENGINE FOR HPG-3500I

NO.	DESCRIPTION	NO.	DESCRIPTION	NO.	DESCRIPTION
1	HEXAGONAL FLANGE FACE BOLTS/M6*1/20	24	PISTON PIN SNAP RING	51	HEXAGON SOCKET CHEESE HEAD SCREWS/M6*1/55
2	CYLINDER HEAD ASSEMBLY WITH EXHAUST NOZZLE	25	PISTON	52	ROTOR
3	CYLINDER HEAD GASKET	26	PISTON PIN	53	OIL ALARM
4	AIR GUIDE COVER	27	CONNECTING ROD ASSEMBLY	54	METAL WIRE CLIP
5	HEXAGONAL FLANGE FACE BOLTS/M6*1/12	28	HEXAGONAL FLANGE BOLTS/M10*1.25/15	55	FAN
6	VALVE ROCKER ARM ASSEMBLY	29	ALUMINUM SPACER/ $\Phi 10.2 \times \Phi 15 \times 2$	56	STARTER CUP CONNECTING PLATE
6.1	ROCKER ARM SHAFT BOLT	30	CRANKCASE BODY	57	STARTER CUP
6.2	VALVE ROCKER ARM	31	RUBBER PLUG	58	HEXAGONAL FLANGE FACE NUT/M14*1.5
6.3	ROCKER ARM ADJUSTING NUT	32	OIL SENSOR	59	PERMANENT MAGNET MOTOR OUTER COVER
6.4	LOCKING NUT	33	HEXAGONAL FLANGE FACE BOLTS/M6*1/16	60	INVERTER INNER COVER
7	PUSH ROD GUIDE	34	DEEP GROOVE BALL BEARING/TM6205E-P5	61	STARTER PULL PLATE WITHOUT HANDLE
8	VALVE LOCKING CLIP	35	CRANKSHAFT ASSEMBLY WITH WOODRUFF KEY	62	HANDLE GUARD
9	VALVE SPRING SEAT	36	CAMSHAFT ASSEMBLY WITH SPACER	63	HANDLE ASSEMBLY
10	VALVE SPRING	37	LOCATING PIN/ $\Phi 8 \times \Phi 6.4 \times 12$	64	AIR INTAKE DOUBLE HEAD BOLT/M6*M6/100
11	INTAKE VALVE OIL RETAINER	38	CRANKCASE COVER GASKET	65	AIR INLET GASKET
12	INTAKE VALVE	39	CRANKCASE COVER	66	CARBURETOR CONNECTING BLOCK
13	EXHAUST VALVE	40	OIL DIPSTICK ASSEMBLY	67	CARBURETOR GASKET
14	HEXAGONAL FLANGE BOLTS/M8*1.25/70	41	HEXAGONAL FLANGE FACE BOLTS/M8*1.25/32	68	CARBURETOR ASSEMBLY
15	HEXAGONAL FLANGE BOLTS/M8*1.25/50	42	OIL PLUG ASSEMBLY/M18*P2.5	69	AIR FILTER GASKET
16	EXHAUST DOUBLE HEAD BOLTS/M8*M8/35	43	OIL SEAL/ $\Phi 25 \times \Phi 41.25 \times 6$	70	CLAMP
17	SPARK PLUG PARTS	44	OUTPUT END COVER	71	FUEL HOSE/ $\Phi 4.5 \times \Phi 8.5$
18	CYLINDER HEAD ASSEMBLY	45	HEXAGONAL FLANGE FACE BOLT/M8*1.25/16	72	FUEL LINE PROTECTION SLEEVE
19	CYLINDER HEAD GASKET/GRAPHITE/ $\Phi 71 \pm 0.2$	46	IGNITION COIL PART	73	CLAMP
20	POSITIONING PIN	47	HEXAGONAL FLANGE FACE BOLTS/M6*1/30	74	EXHAUST HOSE
21	VALVE TAPPET	48	SIDE WINDSHIELD	75	AIR FILTER ASSEMBLY
22	VALVE TAPPET	49	STATOR	76	HEXAGONAL FLANGE FACE NUT/M6*1.0
23	PISTON RING ASSEMBLY	50	SPRING WASHERS/ $\Phi 6$		

HPG-3500I-EX-SCRTT24001